

# Energy Mysteries



**TEA**<sup>TM</sup>  
TEXAS EDUCATION AGENCY



# Energy Mysteries



Copyright © Texas Education Agency, 2012. The following materials are copyrighted © and trademarked ™ as the property of the Texas Education Agency and may not be reproduced without the express written permission of the Texas Education Agency, except under the following conditions:

- 1) Texas public school districts, charter schools, and Education Service Centers may reproduce and use copies of the Materials and Related Materials for the districts' and schools' educational use without obtaining permission from the Texas Education Agency;
- 2) Residents of the state of Texas may reproduce and use copies of the Materials and Related Materials for individual personal use only without obtaining written permission of the Texas Education Agency;
- 3) Any portion reproduced must be reproduced in its entirety and remain unedited, unaltered, and unchanged in any way;
- 4) No monetary charge can be made for the reproduced materials or any document containing them; however, a reasonable charge to cover only the cost of reproduction and distribution may be charged.

Private entities or persons located in Texas that are not Texas public school districts or Texas charter schools or any entity, whether public or private, educational or non-educational, located outside the state of Texas MUST obtain written approval from the Texas Education Agency and will be required to enter into a license agreement that may involve the payment of a licensing fee or a royalty fee.

For more information, contact: Office of Copyrights, Trademarks, License Agreements, and Royalties. Texas Education Agency. 1701 N. Congress Ave., Austin, TX 78701-1494; phone 512-463-9437; e-mail [copyrights@tea.state.tx.us](mailto:copyrights@tea.state.tx.us)

Hello, fellow Private Investigators!



Today, we need your help to solve energy mysteries.

First, there are a few things you need to know. You may want to record these energy facts in your science notebook.

Use these facts about energy and the clues in each story to solve the mysteries.

1. Energy is all around us.



2. We can feel heat energy.



3. We can hear sound energy.




4. We can see light energy.



# Mystery 1: What melted the ice cream?

Here are the clues we gathered and a picture of the scene.



## Clues

The ice cream was taken outside.

It was three o'clock in the afternoon.

It was a hot, sunny day.

After reading the clues, what kind of energy do you think was at work?



heat energy



light energy



sound energy





If you chose heat energy, you were right!

Heat energy from the Sun melted the ice cream.

## Clues



Heat Energy


The ice cream was taken outside.

It was three o'clock in the afternoon.

It was a hot, sunny day.

## Mystery 2: What lit the dark room?

Here are the clues we gathered and a picture of the scene.



### Clues

A family sat in a dark room.

A woman entered the room carrying a small cake.

There were seven candles on the cake.

Each candle had a flame on top.

It was not dark in the room anymore.

After reading the clues, what kind of energy do you think was at work?



heat energy



light energy



sound energy



If you chose light energy, you were right!

Light energy from the candle provided the light.

## Clues



Light Energy

A family sat in a dark room.

A woman entered the room carrying a cake.


There were seven candles on the cake.

Each candle had a flame on top.

It was not dark in the room anymore.

# Mystery 3: What changed the popcorn kernels into popcorn?

Here are the clues we gathered and a picture of the scene.



## Clues

A cup of popcorn kernels was poured into an air popper.

The air popper was turned on and began to get hot.

Warm air could be felt coming from the air popper.

After reading the clues, what kind of energy do you think was at work?



heat energy




light energy



sound energy





If you chose heat energy, you were right!

Heat energy from the hot air popper changed the popcorn kernels into popcorn.

Clues



Heat Energy


A cup of popcorn kernels was poured  
into an air popper.

The air popper was turned on and  
began to get hot.

Warm air could be felt coming from  
the air popper.

## Mystery 4: How did the kids know the popcorn was popping?

Here are the clues we gathered and a picture of the scene.



### Clues

They could hear popping noises.

They could see and hear the fluffy white popcorn bouncing inside the air popper.

After reading the clues, what kind of energy do you think was at work?




heat energy



light energy



sound energy



If you chose sound energy, you were right!

Sound energy helped the kids hear the popcorn popping and the kernels bouncing around the air popper.

Clues



Sound Energy

They could hear popping noises.

They could see and hear the fluffy  
white popcorn bouncing inside the  
air popper.

Thank you, Private Investigators.


With your help, we solved these mysteries.

Remember that energy is all around us.

See if you can solve the mysteries in  
your school and home. Keep your  
senses ready to observe.



heat energy



light energy



sound energy



